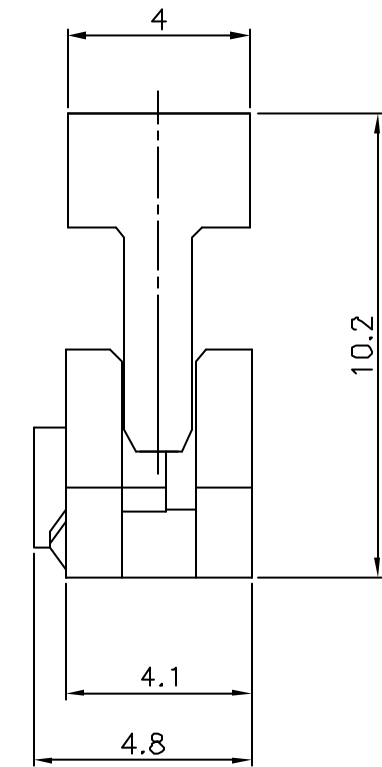
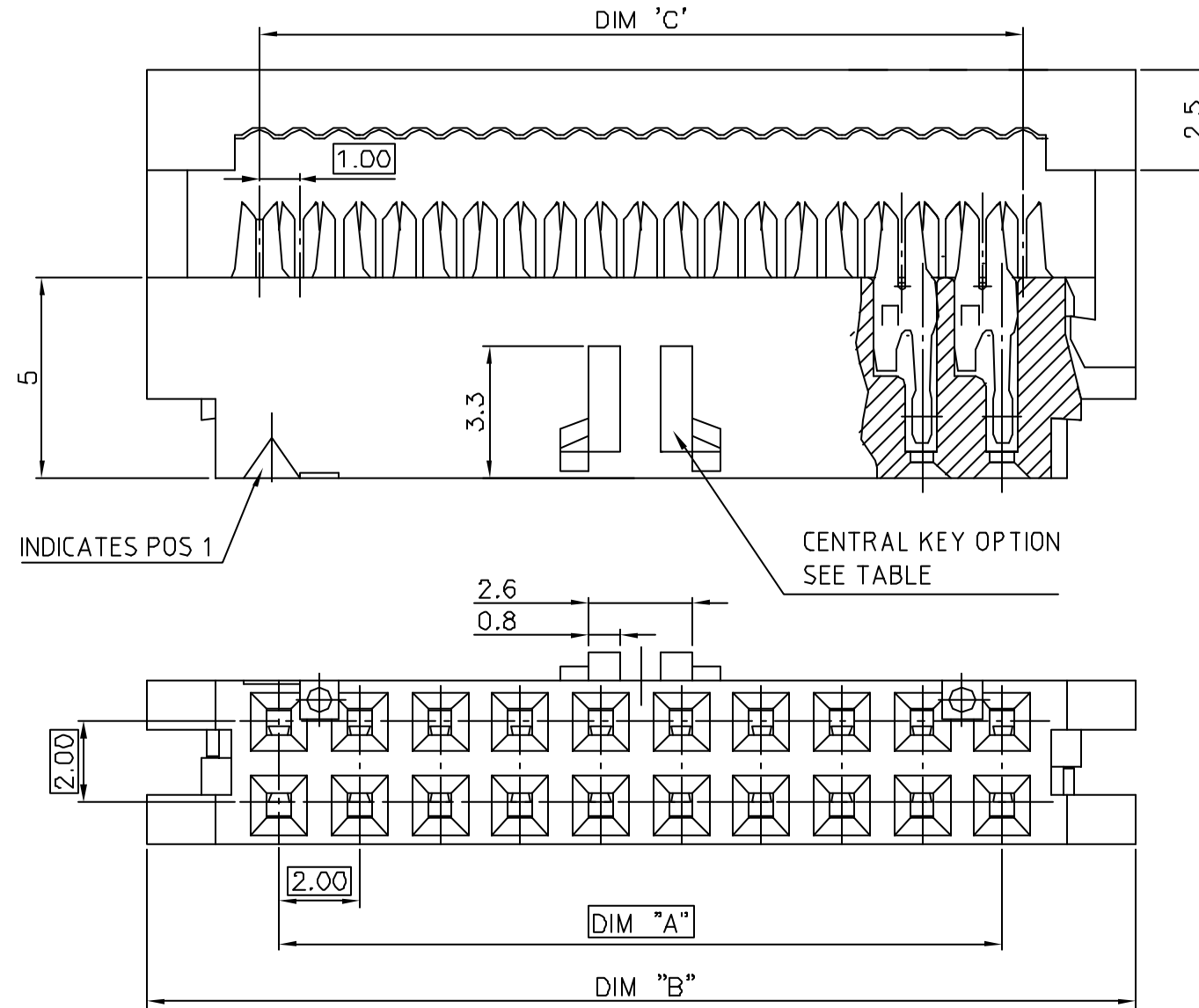


PRODUCT NUMBER

89361-YXXLF

- LEAD FREE, RoHS COMPLIANT
SEE NOTE 4
- TOTAL NB OF POSITIONS, SHEET 2.
- FEATURES, SHEET 2.



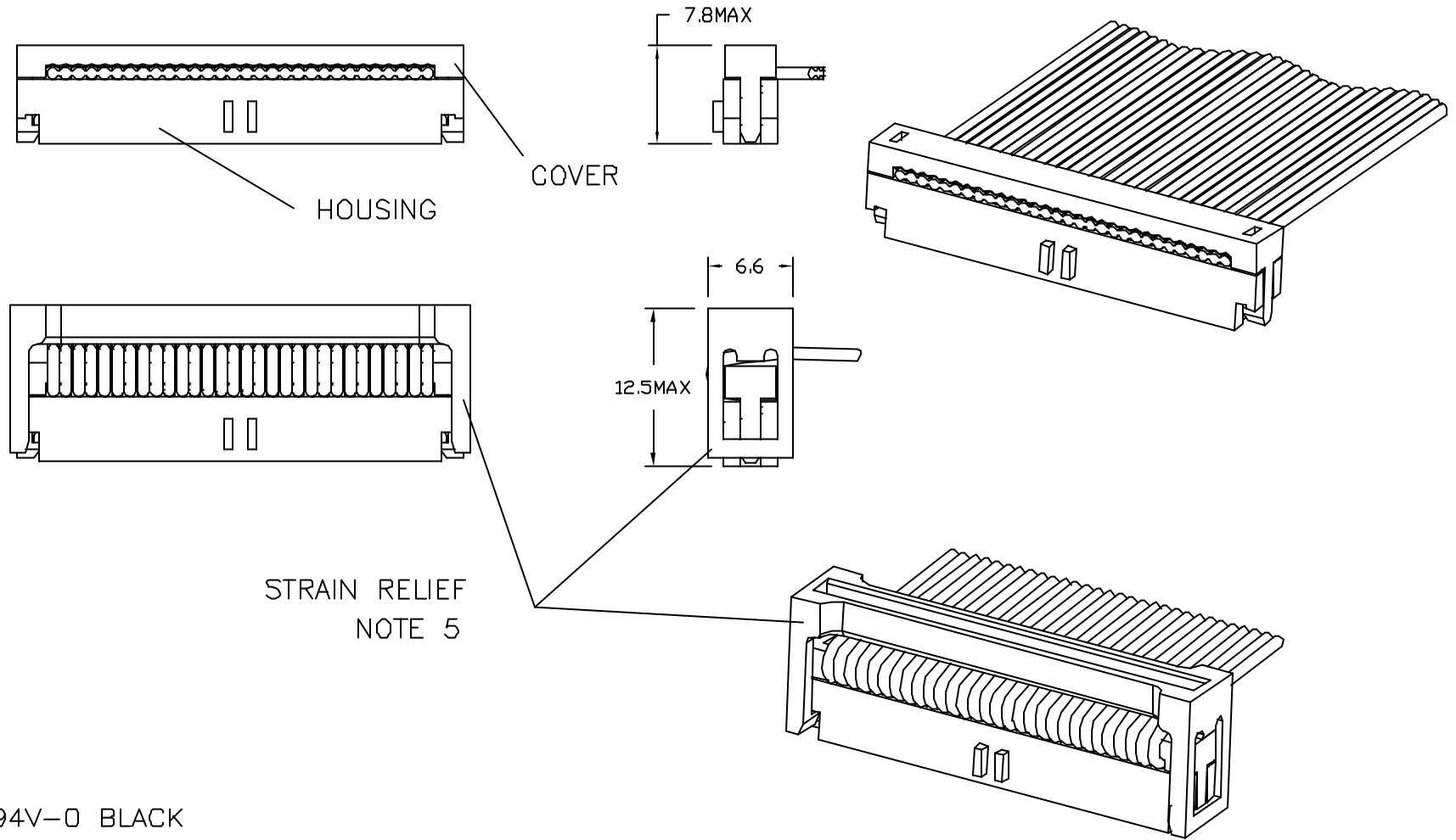
VIEW WITHOUT COVER

mat'l. code SEE NOTE				surface ISO 1302 ✓	tolerance ISO 406 ISO 1101	projection mm	product family MINITEK		
ltr	ecn no	dr	date	tolerances unless otherwise specified		mm	title 2.00mm IDC 0.2µm Au		
K	F08-0211	LMU	06.07.03	angles	Linear				
L	F07-0215	LMU	07.06.12	0°±x'	.00±.13	scale 1:1	dwg no 89361		
				dr	LMULIN	07.03.20	sheet 1 of 2		
				engr	J.COMPAGNON	07.03.20	size A3		
				chr			type Product Customer Drawing		
				appd	JM.C	07.03.20			
sheet index	revision sheet	L	L						
		1	2						



Copyright FCJ

PRODUCT NUMBER	TOTAL NB OF POS	DIM "A"	DIM "B"	DIM "C"
89361-X06(LF)	2x3	4	10.6	5
89361-X08(LF)	2x4	6	12.6	7
89361-X10(LF)	2x5	8	14.6	9
89361-X12(LF)	2x6	10	16.6	11
89361-X14(LF)	2x7	12	18.6	13
89361-X16(LF)	2x8	14	20.6	15
89361-X18(LF)	2x9	16	22.6	17
89361-X20(LF)	2x10	18	24.6	19
89361-X22(LF)	2x11	20	26.6	21
89361-X24(LF)	2x12	22	28.6	23
89361-X26(LF)	2x13	24	30.6	25
89361-X28(LF)	2x14	26	32.6	27
89361-X30(LF)	2x15	28	34.6	29
89361-X34(LF)	2x17	32	38.6	33
89361-X36(LF)	2x18	34	40.6	35
89361-X40(LF)	2x20	38	44.6	39
89361-X44(LF)	2x22	42	48.6	43
89361-X48(LF)	2x24	46	52.6	47
89361-X50(LF)	2x25	48	54.6	49



NOTES :

- 1 - MATERIAL : TERMINAL PHOSPHORE BRONZE
BASE AND COVER : PBT GLASSFILLED UL 94V-0 BLACK
- 2 - PLATING : GOLD 0.2µm Au MIN ON CONTACT AREA
NICKEL 1.27µm MIN UNDERPLATING ALL OVER
- 3 - RECOMMENDED CABLE SIZE : AWG28, STRANDED
- 4 - THIS PRODUCT MEETS EUROPEAN UNION DIRECTIVES AND OTHER COUNTRY REGULATIONS AS PER GS-22-008.
PACKAGING SPECIFICATION AS PER GS-14-920.
- 5 - STRAIN RELIEF (OPTIONAL) SEE DWG 10073978 FOR PRODUCT SIZE AVAILABILITY.

PRODUCT CODE	AVAILABILITY		
	WITHOUT CENTRAL KEY	WITH CENTRAL KEY	WITH CENTRAL KEY AND FRICTION LATCH BUMP
89361-7XX			○
89361-3XX		○	
89361-1XX	○		

mat'l. code SEE NOTE				surface ISO 1302 ✓	tolerance ISO 406 ISO 1101	projection mm	product family
ltr	ecn no	dr	date	tolerances unless otherwise specified		mm	title 2.00mm IDC 0.2µm Au
K	F08-0211	LMU	06.07.03	angles	.0±.3		
L	F07-0215	LMU	07.06.12	Linear	.00±.13	scale 1:1	dwg no 89361
				0'±x'	.000±.05		
				dr	L.MULIN	07.03.20	size A3
				engr	J.COMPAGNON	07.03.20	type Product Customer Drawing
				chr			
				appd	JM.C	07.03.20	
sheet index	revision sheet						



Copyright FCJ